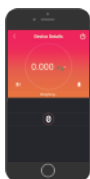


Elitech[®]

Innovation Preceding All

LMC-210L

**Wireless Refrigerant Scale with Mobile App
User Manual**



LMC-210L Wireless Refrigerant Scale (with Mobile App) User Manual

Thank you for choosing Elitech electronic refrigerant scale. Please read this manual thoroughly, especially the “Warning” section. Keep the manual with the scale for further consultation.



Warning

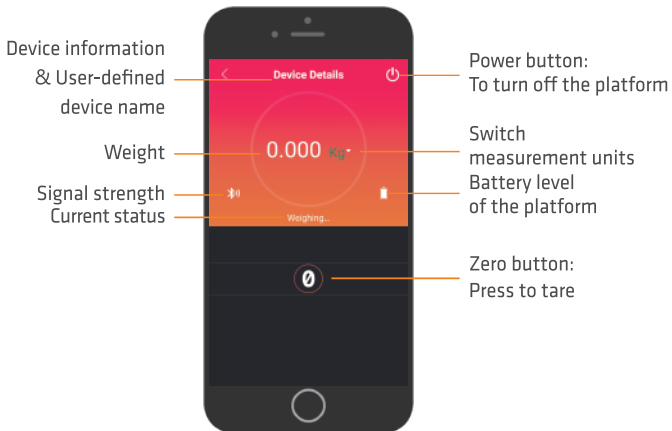
- ⌚ Please use the scale in specified environment to avoid error or damage to the sensor.
- ⌚ Please do not use chemical solvent or corrosive liquid to clean the platform.
- ⌚ Please do not disassemble the platform to avoid big weighing error.
- ⌚ Remove the batteries if the scale is not to be used for a long time in case the leakage corrodes it.
- ⌚ The batteries included are not rechargeable. Please do not charge them.

SPECIFICATIONS



Maximum capacity	100kg (220lb)
Resolution	5g
Accuracy	±0.05% rdg+10g
Battery	5 x AA batteries
Battery life	80 hours
Operating temperature	-10°C~40°C
Storage temperature	-15°C~50°C
Temperature fluctuation range	5°C/h
Relative humidity	50~85%RH
Wireless transmission distance	10m
Dimensions	271 x 271 x 74 mm
Mobile app	Android 4.4 or higher; iOS 7.0 or higher

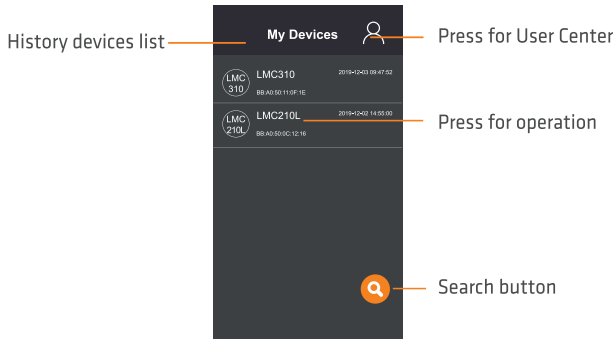
Mobile App Operation

Main Interface

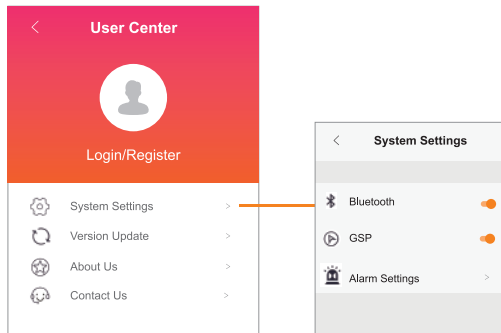


My Devices Interface






1. Display the devices that have been connected. To connect a new device, press  button and enter Search interface, which lists available devices.
2. Press  button to enter User Center interface.





User Center Interface








Button Functions (App)

	Press to turn off the platform in normal connection with the app.
	Press to tare.
	Press to switch between kg, oz and lb.
	Press to enter User Center interface.
	Press to enter Search interface, which displays available new devices.

Button Functions (the Platform)

	Press to turn on the platform.
	Press to activate the wireless connection.







Quick Start

1. Install 5 AA alkaline batteries into the platform.
2. Place the platform on solid and level ground. Press  button to turn it on.
3. Open the mobile app, select a connected device in **My Devices** list or click  button to enter **Search** interface, which list the available new device to be selected.
4. Wait for wireless signal to connect. If connected, the app will display the  icon and the green LED flashes on the platform.
5. Press  button to select a desired unit.
6. Press  button to zero the reading (tare).
7. Put your refrigerant cylinder or other objects on the platform, and read the weight on the app when the data is displayed stably.

Function

Weighing

The scale is designed for measuring the refrigerant cylinder with a total weight up to 100kg.

1. Take out the refrigerant scale and place the platform on solid and level ground. Press  button to turn it on.
2. Press  button on the platform.
3. Open the mobile app, select a connected device in My Devices list or click  button to enter Search interface, which list the available new device to be selected.
4. When the green indicator on the platform flashes and the wireless icon turns to  on the app, the platform has communicated with the app.
5. Press  button to switch units between kg, oz and lb.
6. Press  button to zero the reading (tare).
7. Place the refrigerant cylinder in the center of the platform and zero it again to display the weight of the refrigerant.
8. Read the instant change of refrigerant weight during charging or recovery.

Overload Detection

If the weight exceeds the maximum capacity (100kg), the app will display **FULL**, the buzzer will beep and the red LED will flash to indicate the alarm.

Note: Do not load an object that weighs more than 100kg onto the platform to avoid damages to the platform and sensor.

Wireless Status Indication



Not Connected: The red LED on the platform flashes slowly; the app displays the  icon and the value "0.000".

Connecting: The red LED flashes quickly.

Connected: The green LED flashes slowly.

Note: When the platform is being searched for more than 120 seconds, the platform will be turned off automatically.

Battery Indication

The  icon on the right of the app indicates platform battery level. When the battery level is low , the red LED will flash and the app data may display unstably.

Note: Please replace the batteries in time so that you can use the scale normally.

What's Included


LMC-210L Refrigerant Scale	x 1
Nylon Carrying Case	x 1
AA Alkaline Battery	x 5
User Manual	x 1

Download App

iOS system: Search "Elitech Scales" on the App Store.

Android system: Search "Elitech Scales" on Google Play.

Scan the QR code, Download the "Elitech Scales" from the APPLE App Store or Google play.



Android 4.4 or higher



iOS 7.0 or higher

LMC-210L无线APP款冷媒电子秤 使用说明书

感谢您选购Elitech电子冷媒秤。使用前请仔细阅读说明书，特别是“安全注意事项”部分。请妥善保管说明书，以便未来参考。

安全注意事项

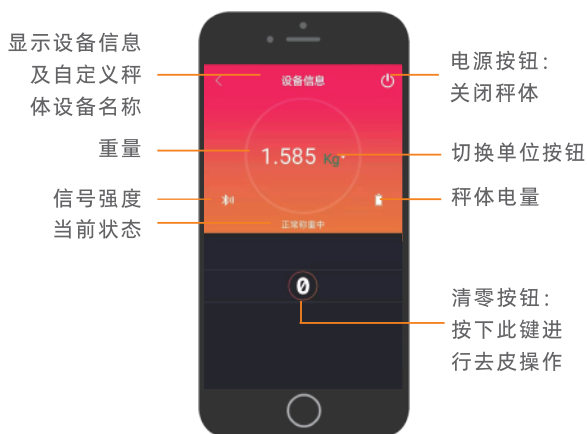
- ① 请在规定的环境中使用本产品，以免引起误差甚至损坏传感器。
- ① 切忌使用化学溶剂、腐蚀性液体擦拭秤体。
- ① 请勿拆卸秤体结构和内部装置，否则会引起称重误差变大。
- ① 如长时间不使用产品，请将电池取出，以免电池漏液腐蚀产品，随机附带电池为不可充电电池，请勿对其进行充电操作。

参数表

最大称重	100kg (220lb)
分辨率	5g
精度	±0.05% rdg+10g
电源	5节AA电池
续航时间	80 小时
使用温度	-10°C~40°C
存储温度	-15°C~50°C
温度波动范围	5°C/h
相对湿度	50~85%RH
无线传输距离	10m
产品尺寸	271 x 271 x 74 mm
手机APP	安卓4.4以上, IOS7.0系统以上

手机APP操作

APP操作界面



设备列表界面






- 1.显示已使用的历史设备；连接新的设备，请点击 🔍 按钮，进入搜索界面，在搜索界面显示可连接的设备。
- 2.点击 👤 按钮，进入个人中心界面。





个人中心界面








APP按键功能

	在秤体与APP处于正常连接状态下，按下此按钮，秤体关机。
	按下此按钮，进行去皮清零操作。
	按下此按钮可设置显示单位，单位可在kg、oz、lb之间显示。
	按下此按钮，进入个人中心界面。
	按下此按钮，进入搜索界面，在搜索界面显示可连接的新设备。

秤体按键功能

	秤体电源按键，按下秤体开机。
	秤体无线按键，按下启动无线连接。






快速应用

- 1、在秤体上装入5节AA碱性电池。
- 2、将秤体放置在坚硬、水平的平台上并按下秤体上的电源键 。
- 3、打开手机APP，在设备列表界面选择已使用的历史设备或点击  按钮，进入搜索界面，在搜索界面选择可连接的新设备。
- 4、等待无线信号连接，连接完成，此时APP无线连接标志变为 ，秤体无线指示灯变为绿色闪烁。
- 5、通过单位按钮 ，选择合适的单位。
- 6、通过清零按钮 ，进行去皮操作。
- 7、放上待称物，待APP重量数据显示稳定后直接读出APP显示的读数。

功能

称重操作

本产品设计用于测量的冷媒罐总重量为100Kg。



- 1、将冷媒秤从包装中取出并放置在坚硬、水平的平台上并按下秤体上的电源键。
- 2、按下秤体上的无线按键。
- 3、打开手机APP，在设备列表界面选择已使用的历史设备或点击按钮，进入搜索界面，在搜索界面选择可连接的新设备。
- 4、当秤体无线指示灯变为绿色闪烁、APP无线连接标志变为，此时秤体与手机APP已经建立通信。
- 5、按下单位按钮，在“kg”、“oz”、“lb”中切换单位。
- 6、按下清零按钮，清空秤体进行去皮操作。
- 7、将冷媒罐放于秤体中心并再次清零以便只显示冷媒的重量变化。
- 8、当加注或回收冷媒时可实时观察重量变化。

超载检测



如果称量的重量超过最大量程（100kg），则会在APP显示区显示“FULL”，同时蜂鸣器长响，红色LED闪烁指示报警。

为保护秤体及传感器免受损坏，请避免超过100kg的重物加载在秤体上。

无线状态指示

1、秤体无线指示灯显示红色且慢速闪烁时，此时设备为睡眠状态，未连接任何设备，此时APP无线标志显示断开，数值显示“0.000”，按下无线按键，唤醒无线设备，当秤体无线指示灯指示灯为红色快速闪烁时，此时设备处于被搜索状态。当指示灯为绿色慢速闪烁，表示设备连接成功。当秤体无线设备处于被搜索状态超过120s，则秤体自动关机。

电池电量指示

手机APP右侧图标为秤体电池电量指示，当电量减小至低电量状态时，秤体电源指示灯红灯闪烁，此时APP数据显示可能会出现不稳定现象。

请在显示状态不稳定之前更换电池，以免出现错误信息影响产品的正常使用。

其它功能

- 1、开机自检：自检时间小于2s
- 2、全量程（100Kg）去皮功能
- 3、自动关机：秤体上重量不变化，则10分钟后自动关机

产品包装清单

LMC-210L 冷媒秤	x 1
尼龙工具包	x 1
5# AA碱性电池	x 5
使用说明书	x 1

APP下载

iOS 系统：进入苹果应用商店搜索“Elitech Scales”进行下载。

Android系统：进入谷歌应用商店搜索“Elitech Scales”进行下载。

扫描二维码，进入苹果应用商店或谷歌应用商店进行下载“Elitech Scales”。



谷歌应用商店



苹果应用商店



CE MADE IN CHINA

V1.0